www.technow.com.hk
Dashboard

Apr 1, 2009 - Apr 30, 2009
Comparing to: Site

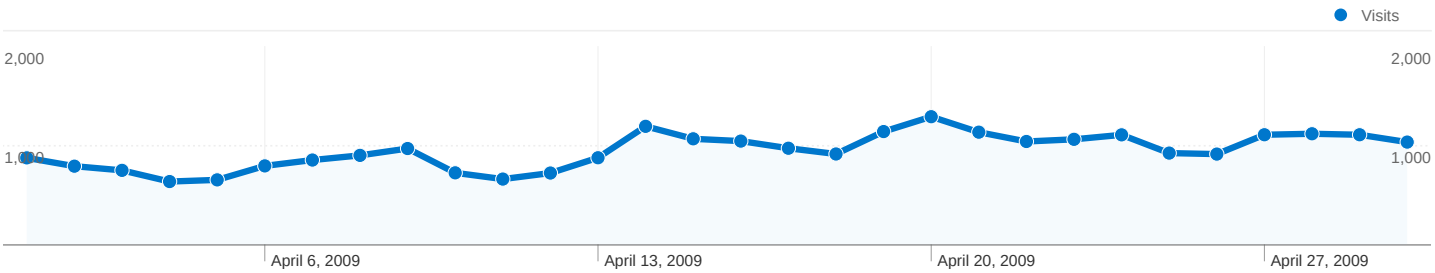

Site Usage

28,460 Visits	76.05% Bounce Rate
47,571 Pageviews	00:00:58 Avg. Time on Site
1.67 Pages/Visit	84.10% % New Visits

Visitors Overview

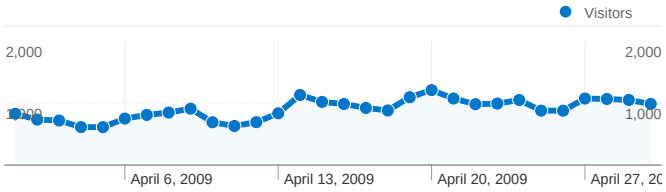

Visitors
24,812

Map Overlay world

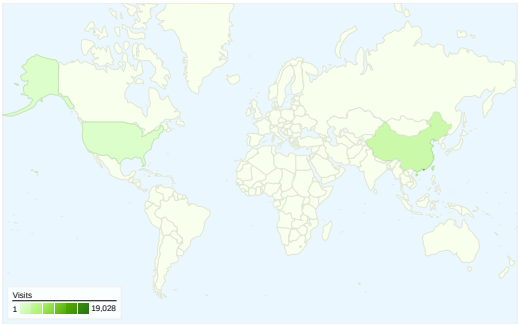

Traffic Sources Overview

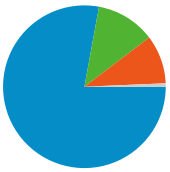

- Search Engines
  22,165.00 (77.88%)
- Direct Traffic
  3,354.00 (11.78%)
- Referring Sites
  2,748.00 (9.66%)
- Other
  193 (0.68%)

Content Overview

Pages	Pageviews	% Pageviews
/index.php	3,549	7.46%
/canon-digital-ixus-110-is-100-	777	1.63%
/my-brute	739	1.55%
/category/iphone-g1	703	1.48%
/advertising	676	1.42%

Visitors Overview

Apr 1, 2009 - Apr 30, 2009
Comparing to: Site

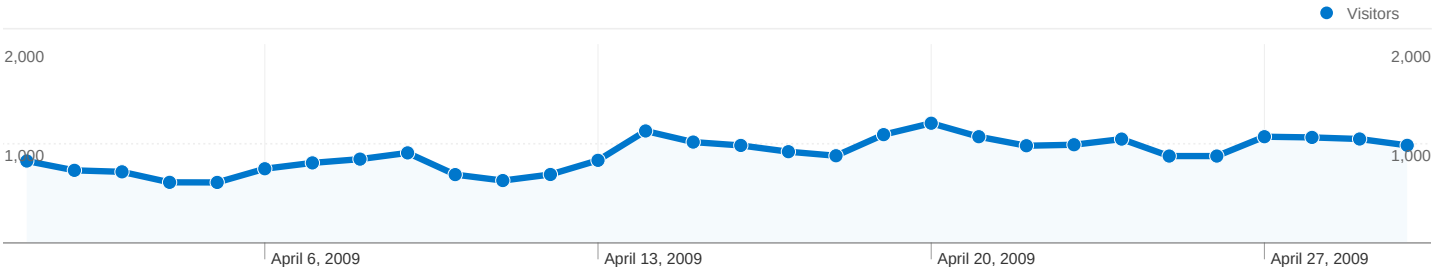

24,812 people visited this site

28,460 Visits

24,812 Absolute Unique Visitors

47,571 Pageviews

1.67 Average Pageviews

00:00:58 Time on Site

76.05% Bounce Rate

84.10% New Visits

Technical Profile

Browser	Visits	% visits
Internet Explorer	17,689	62.15%
Firefox	8,576	30.13%
Chrome	1,145	4.02%
Safari	679	2.39%
Opera	228	0.80%

Connection Speed	Visits	% visits
Unknown	22,418	78.77%
Cable	2,387	8.39%
DSL	1,920	6.75%
T1	1,310	4.60%
Dialup	390	1.37%

Traffic Sources Overview

Apr 1, 2009 - Apr 30, 2009
Comparing to: Site

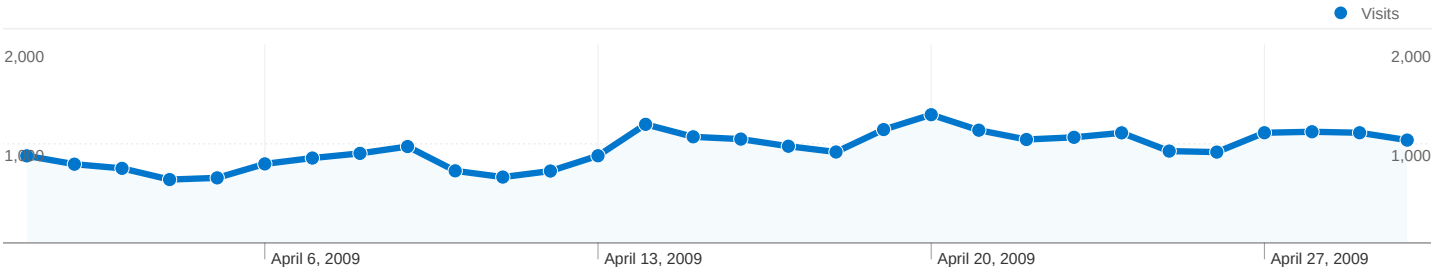

All traffic sources sent a total of 28,460 visits

11.78% Direct Traffic

9.66% Referring Sites

77.88% Search Engines



- **Search Engines** 22,165.00 (77.88%)
- **Direct Traffic** 3,354.00 (11.78%)
- **Referring Sites** 2,748.00 (9.66%)
- **Other** 193 (0.68%)

Top Traffic Sources

Sources	Visits	% visits
google (organic)	12,673	44.53%
yahoo (organic)	8,997	31.61%
(direct) ((none))	3,354	11.78%
baidu (organic)	413	1.45%
google.com (referral)	329	1.16%

Keywords	Visits	% visits
my brute	302	1.36%
nikon d5000	256	1.15%
youtube com hk	185	0.83%
viliv s5	177	0.80%
c510	144	0.65%

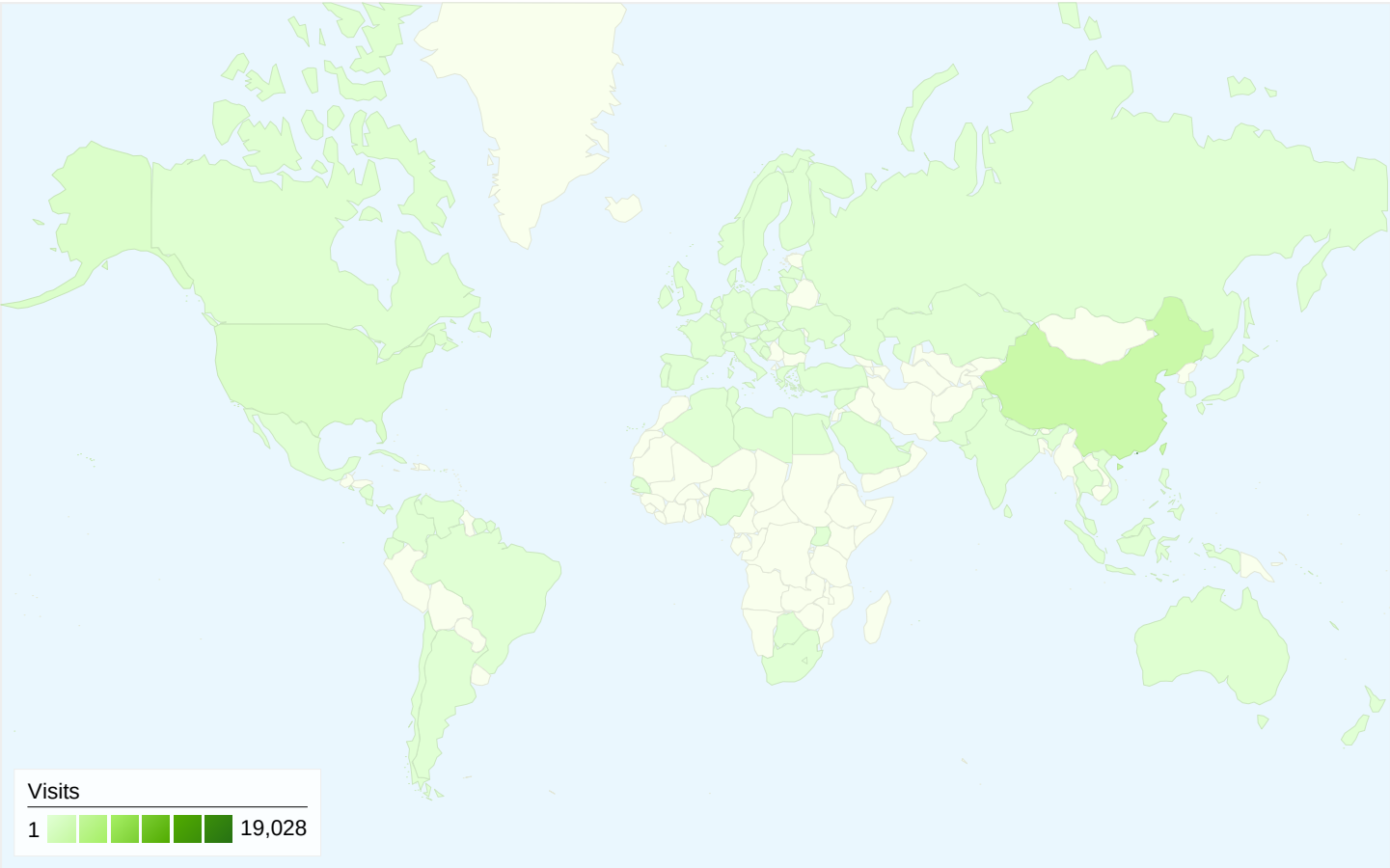

28,460 visits came from 85 countries/territories

Site Usage

Visits	Pages/Visit	Avg. Time on Site	% New Visits	Bounce Rate
28,460 % of Site Total: 100.00%	1.67 Site Avg: 1.67 (0.00%)	00:00:58 Site Avg: 00:00:58 (0.00%)	84.29% Site Avg: 84.10% (0.23%)	76.05% Site Avg: 76.05% (0.00%)

Country/Territory	Visits	Pages/Visit	Avg. Time on Site	% New Visits	Bounce Rate
Hong Kong	19,028	1.82	00:01:03	81.84%	73.69%
Taiwan	4,208	1.36	00:00:44	88.76%	80.94%
China	2,430	1.39	00:00:54	90.00%	80.58%
Macau SAR China	615	1.40	00:00:50	89.11%	80.33%
United States	578	1.27	00:00:31	88.75%	82.35%
Australia	213	1.51	00:00:59	92.02%	78.40%
Canada	204	1.37	00:00:39	93.14%	80.88%
United Kingdom	202	1.50	00:00:59	88.61%	78.71%
Malaysia	148	1.34	00:00:27	93.92%	81.08%

Singapore	**138**	1.81	00:01:01	84.78%	75.36%
					1 - 10 of 85

Content Overview

Apr 1, 2009 - Apr 30, 2009
Comparing to: Site

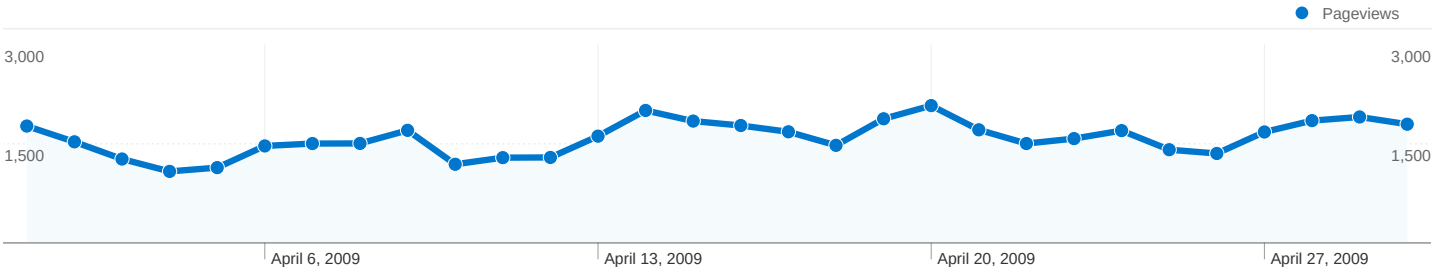

Pages on this site were viewed a total of 47,571 times

47,571 Pageviews

37,387 Unique Views

76.05% Bounce Rate

AdSense Performance

0 AdSense Page Impressions

$0.00 AdSense Revenue

0 AdSense Unit Impressions

Top Content

Pages	Pageviews	% Pageviews
/index.php	3,549	7.46%
/canon-digital-ixus-110-is-100-is-95-is	777	1.63%
/my-brute	739	1.55%
/category/iphone-g1	703	1.48%
/advertising	676	1.42%